

















XF CF LF

Model Overview

		DAY CAB		SLEEPER CAB	SPACE CAB	SUPER SPACE CAB	ENGINES
LF PX-7	LF 260		<i>Extended Cab</i> 				PX-7 (194 kW/264 hp)
			<i>Extended Cab</i> 				
LF PX-7	LF 290		<i>Extended Cab</i> 				PX-7 (217 kW/295 hp)
							
LF PX-7	LF 290						PX-7 (217 kW/295 hp)
CF MX-11	CF 370 CF 410 CF 450						MX-11 (270 kW/367 hp) MX-11 (300 kW/408 hp) MX-11 (330 kW/449 hp)
							
CF MX-13	CF 480 CF 530						MX-13 (355 kW/483 hp) MX-13 (390 kW/530 hp)
XF MX-13	XF 530		<i>Comfort Cab</i> 				MX-13 (390 kW/530 hp)

XF CF LF

Axle Configuration

RIGID CHASSIS			LF PX-7	LF PX-7	LF PX-7	CF MX-11	CF MX-13	XF MX-13
FA 4x2			●	●				
FAP 6x2					●			
FAT 6x4						●	●	
FAD 8x4						●	●	
PRIME MOVER CHASSIS						CF MX-11	CF MX-13	XF
FT 4x2						●	●	
FTT 6x4						●	●	●

DAF Trucks Australia
66 Canterbury Road Bayswater VIC 3153
Phone (03) 9721 1600