

DAF LF SERIES

DRIVER PERFORMANCE ASSISTANT

THE PERSONAL COACH TO GET THE BEST OUT OF EVERY DRIVER

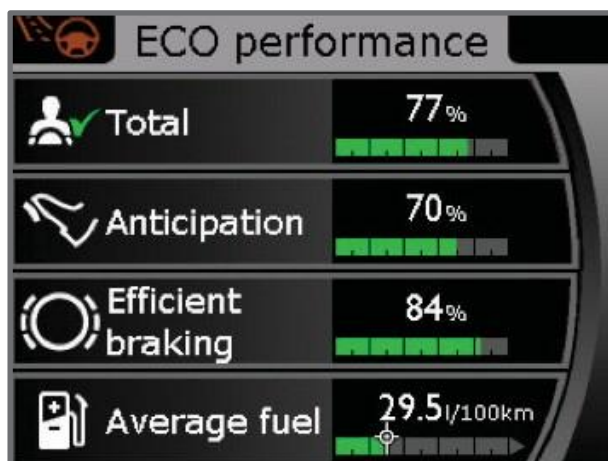


General information

The Driver Performance Assistant (DPA) is an interactive programme designed to train drivers to achieve the most effective driving style. The Driver Performance Assistant acts as a personal coach to guide the driver to make the best use of the cost saving potential of the vehicle. Fuel consumption and brake wear are important factors in the Total Costs of Ownership (TCoO). The direct influence of the driver on these elements is closely monitored by the Driver Performance Assistant.

Based on the amount of free vehicle roll (Anticipation) and the use of service brakes or retarders (efficient braking) during a trip, performance scores are calculated and shown as percentages. In the ECO performance overview on the instrument panel, the scores on Anticipation and Efficient braking are shown as individual values, and as an overall score (Total).


The driver can hide the individual ECO performance scores, in which case only the bar for the overall score will be shown at the bottom of the display. A target value for fuel consumption can be set with the menu button. The target is shown graphically within the bar graph of the Average fuel measure. The bar colour is green if the target is met and red if the target is exceeded.



DAF LF SERIES

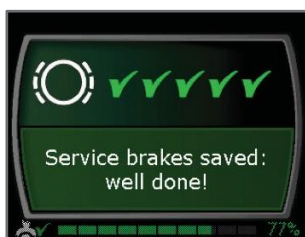
DRIVER PERFORMANCE ASSISTANT

THE PERSONAL COACH TO GET THE BEST OUT OF EVERY DRIVER



Anticipation

The factors measured as anticipation are vehicle rolling distance (no fuel injection) and sharp decelerations. Coaching tips are presented if the vehicle is not sufficiently allowed to roll or if too hard braking is needed to reduce the vehicle speed. The message 'Well anticipated!' is a compliment for a driver who performs well in these areas



Efficient braking

Making good use of the available retarder systems will minimise wear of the service brake linings. DPA checks the service brake use against possible retarder use and presents tips to coach the driver towards efficient braking systems.

Speed control functions

The right use of the various speed control systems will contribute to higher fuel efficiency. The actual use of Cruise Control is monitored against the road and traffic conditions, and coaching messages are generated where appropriate. One of these messages is related to the offset between the settings of cruise control and downhill speed control.



Gear shift advice

Advice to select a lower or higher gear may be given for manual gearboxes. Initially a shift-up or shift-down symbol appears in the rev counter. If this hint is ignored for more than 30 seconds, a message will be shown in the central display.



Vehicle tips

Vehicle tips in the menu for driving support can be retrieved if the vehicle is stationary. Vehicle tips inform the driver how fuel can be saved by smart use of available vehicle systems and correct tyre pressure or roof spoiler adjustment.