








AXLE CONFIGURATION MODEL GUIDE

Rigid chassis			LF	CF75	CF85	XF105
FA	4 x 2		●	●	●	
FAP	6 x 2	 dual mounted lifting axle	●	●		
FAS	6 x 2	 dual mounted trailing axle		●		
FAT	6 x 4			●	●	
FAD	8 x 4			●	●	●
Tractor chassis			CF75	CF85	XF105	
FT	4 x 2		●	●		
FTT	6 x 4			●		●



steered axle



driven axle



lifting axle

DRIVEN BY QUALITY

AXLE CONFIGURATION MODEL GUIDE BREAKDOWN

(F) FORWARD CAB				
(A) RIGID				(T) PRIME MOVER
(S) TRAILING NON DRIVEN AXLE	(P) PUSHER LIFT AXLE	(D) TANDEM DRIVE TWINSTEER	(T) TANDEM DRIVE	(T) TANDEM DRIVE

DAF TRUCKS AUSTRALIA
 PO Box 60 Bayswater Vic 3153
 Phone: (03) 9721 1600

DRIVEN BY QUALITY

