


FA CF75

4X2 RIGID

AT A GLANCE

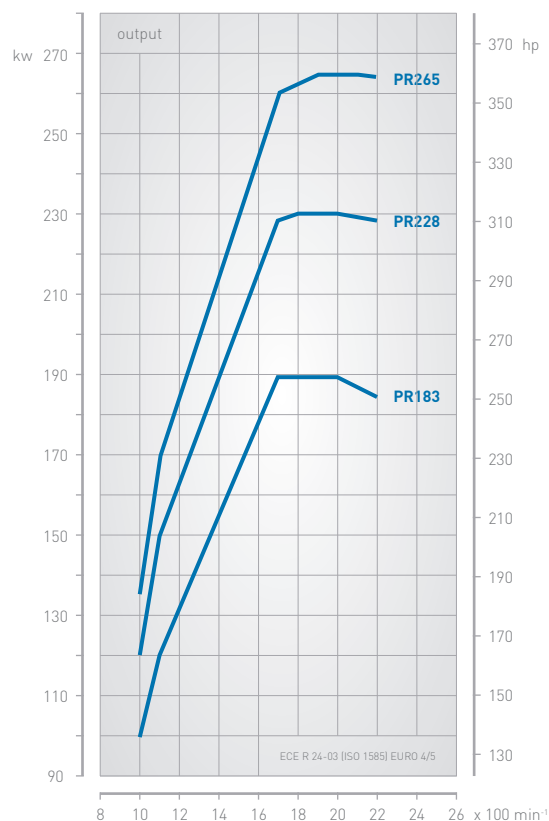
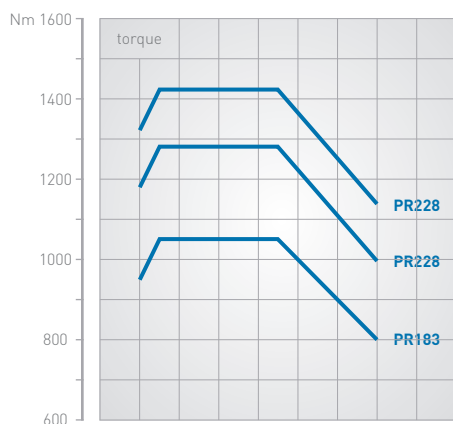
GVM:	17400 kg
GCM:	38000 kg
Max Output:	Up to 360 hp at 2200 rpm
Max Torque:	Up to 1450 Nm at 1200-1700 rpm



SPECIFICATIONS

PACCAR PR ENGINE

PACCAR:	6 cylinder, turbo intercooled
Piston displacement:	9.2 litres
Compression ratio:	17.4 to 1
Fuel injection:	Electronically controlled
Type:	PR 183
Max. output:	183 kW / 250 hp at 2200 rpm
Max. torque:	1050 Nm at 1100-1700 rpm
Type:	PR 228
Max. output:	228 kW / 310 hp at 2200 rpm
Max. torque:	1275 Nm at 1200-1700 rpm
Type:	PR 265
Max. output:	265 kW / 360 hp at 2200 rpm
Max. torque:	1450 Nm at 1200-1700 rpm



CHASSIS

Completely flat-topped chassis frame; Riveted and bolted construction of channel section main frame members and cross members; 1 x 430 litre aluminium fuel tank; Fuel tank height – 620 mm; 1x60 litre Adblue tank; Horizontal box type exhaust silencer at RHS with vertical pipe. Side marker lamps; Spare wheel carrier with spare wheel (dependant on wheel base and fuel tank); Dimensions main frame members: 260 x 75 x 7 or 310 x 75 x 7 mm with inner reinforcement; 6.10m wheelbase; Spray suppression behind steer tyre; Front underrun protection system (FUPS).

Options:

- 340 litre aluminium fuel tank
- Delete spare wheel
- 1 x 430 and 1 x 340 litre aluminium fuel tanks (not with spare wheel carrier)
- 2 x 430 litre aluminium fuel tanks (not with spare wheel carrier)
- Wheelbase – 4.20m, 5.10m, 5.40m, 5.70m, 6.90m

GEARBOX

16S1800: ZF synchro 4-speed main gearbox with range-change group and splitter group, giving 16 speeds.

Options:

- 12AS1630: ZF 12 speed, automated manual, ZF AS Tronic transmission
- 16S1600: ZF synchro 4-speed main gearbox with range-change group and splitter group, giving 16 speeds
- 12AS1420: ZF 12 speed, automated manual, ZF AS Tronic transmission

	PR 183	PR228	PR265
16S1600-16.41/1.00	X	X	-
12AS1630-15.86/1.00	X	X	-
16S1800-15.8/0.84	X	X	X
12AS1420-10.37/0.81	X	X	X

CLUTCH

Single type, pushed operation, asbestos free, dry plate, hydraulically operated and pneumatically assisted (electronically operated on AS Tronic.)
Diameter: 430 mm

FRONT AXLE

Type: 152N
Max. design load: 7500 kg
I-section axle. Stub axles with needle bearings.

REAR AXLE

Type: SR 1339 (SR1347 with PR265 engine)
Max. design load: 13000 kg
Single reduction driven axle with diff lock.
Ratio 3.31, 3.61, 3.73

FRONT SUSPENSION

Parabolic type leaf springs with shackled ends at rear – maintenance free; Shock absorbers and stabiliser bar.
Spring dimensions: 1x1800x80x28 + 1x1800x80x31 mm (7500 kg)

REAR SUSPENSION

DAF 4 bag ECAS (Electronically Controlled Air Suspension); Shock absorbers and stabilizer bar; Axle load monitoring.

Max. design load: 13000 kg

WHEELS AND TYRES

22.5" (10 stud 335 PCD) Silver steel disc wheels with 295 / 80 R 22.5 tubeless radial tyres at front and dual 11 R22.5 tyres at rear.

Options:

- Alcoa polished wheels
 - Wheel protection rings
 - Steel disc wheels - silver
-

STEERING

Type: Hydraulic power steering with adjustable steering column for rake and height

COLOURS

Cab colour: M8870 Ice White
Chassis colour: Black
Mirror cover: Black
Bumper colour: Grey

Options:

- Bumper cab colour
 - Mirror covers cab colour
 - Various non-standard and metallic cab and chassis colours available. Ask your local dealer for a colour guide
-

BRAKE SYSTEM

Dual circuit air operated disc brakes with wear indicators at front and rear.

Disc Brake dimensions: 430 x 45 mm

EBS (Electronic Braking System incorporating ABS); Emergency/parking brake with spring brake actuators on rear axles; Exhaust brake (retardation power 170kW at 2800rpm); ASR (Acceleration Slip Control).

Options:

- ZF intarder only with AS Tronic (retardation power 420kW)
-

ELECTRICAL EQUIPMENT

Voltage: 24 V
Alternator: 80 A
Batteries: 2 x 175 Ah
Starter Motor: 24 V
Rear light units: Incorporating direction indicator light, stop light, reversing light, side marker light and reflector; Reverse warning alarm.
Battery Isolation: Main switch with manual control located near the battery box.

TRAILER EQUIPMENT

Trailer brake connectors: 2-line to rear of chassis
Trailer light connectors: 24 V

CAB EXTERIOR

F230 tilt Day Cab with 4 coil spring suspension and hydraulic tilting device; Tilting angle 57.5°; Fixed, illuminated cab steps; Manually controlled roof hatch; Heated and electrically adjustable main and wide angle mirrors; Steel front bumper with foot hold; Combi lights, incorporating driving and fog lights in lower bumper; External sun visor; Corner air deflectors; Side collars; Rear window.

Options:

- Sleeper cab
 - Side window
 - Air horns (single and dual set)
 - Space cab
 - Remote hatch control (Space cab only)
 - Adjustable roof spoiler
-

CAB INTERIOR

High quality trim and upholstery in natural camel-grey colour; Cab floor cover includes easy-clean top layer in camel-grey; Cockpit style dashboard, including DIP (driver information panel) and Adblue indicator; Adjustable luxury air suspended driver seat and fixed co-driver seat with head restraint; Various storage facilities including two cup holders, containers behind seat and overhead compartments; 4 spoke, soft grip steering wheel with integrated control switches; Electric window openers (driver and passenger); Cruise control; Personal road speed limiter; Black dashboard finish; Integrated 3-point seat belt; Air conditioning; Radio/CD/MP3 player with 2 speakers; Antennas: 1 x GSM; Remote control door lock; FMS connector prepared (Fleet Management System).

Options:

- Hands free telephone kit*
- 3rd seat (day cab only)
- Leather finish steering wheel
- Automatic temperature control
- Lane departure warning signal
- Refrigerator (not available with day cab or rear window)
- Wood structure dashboard finish
- Passenger luxury air seat
- Black dashboard finish
- Additional upper bunk (only with space cab)
- SRS drivers air bag with seat belt pretensioner on driver and passenger seats
- Bunk with sleeper cab (height depending on refrigerator and storage boxes)
- Driver's seat arm rest (only with AS Tronic)

* Subject to phone compatibility

LEGAL COMPLIANCE

- Exhaust Emission Euro 5 ADR 80-03
 - ECE R29 Cab Certification
 - ADR 83 Noise Certification
 - Front Underrun Protection Certification
-

APPLICATION CONDITIONS

Air intake with dual cyclonic pre-filter behind the cab; Standard tool kit; Fuel water separator.

MAX. SPEED

All vehicles are speed limited to 100 km/h.

Depending on the vehicle configuration a specific option may not be possible. All weights and measurements should be regarded as approximate only. In the interests of product improvements, DAF Trucks Australia, reserve the right to change these specifications without prior notice. For further information please contact DAF Trucks Australia.

Distinctly

DAF



SPECIFICATIONS - Safety & Technology

SCR - Selective Catalytic Reduction

DAF uses SCR technology – Selective Catalytic Reduction. This SCR technology offers an effective solution to comply with the strict European Euro 5 and EEV emission requirements. SCR technology is simple, reliable and efficient.

SCR is an after-treatment system applied to all current PACCAR Euro 5 engines, and is used in conjunction with an advanced high-pressure fuel injection system.

EEV - Environmentally Enhanced Vehicles

DAF is able to deliver trucks that comply with the standard for Enhanced Environmentally-friendly Vehicles (EEV). PACCAR's EEV engines emit up to 50% less particulate matter than non-EEV Euro 5 engines. With the EEV diesel engines, DAF is able to achieve emission values that until recently were only considered possible with gas engines.

EBS

- Anti-lock Braking System (ABS)
- Anti-Slip Control (ASR)
- Brake assist
- Drag torque control
- Hill-start aid

VISION

- Front, side and rear view camera systems
- Front and side view mirrors
- HID headlights

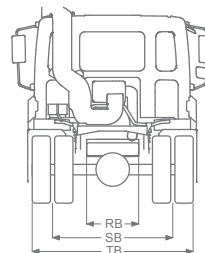
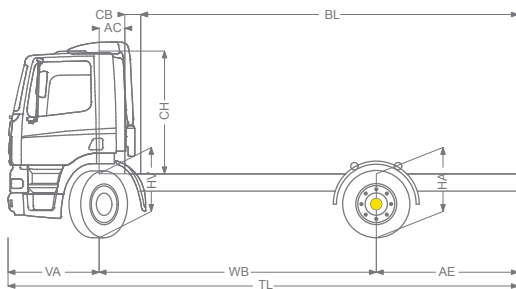
DRIVERS SUPPORT SYSTEMS

- Adaptive Cruise Control (ACC)
- Forward Collision Warning (FCW)
- Lane Departure Warning System (LDWS)
- Axle Load Monitoring (ALM)

PASSIVE SAFETY SYSTEMS

- Seat belt reminder
- Airbag and seat belt pre-tensioners
- Front, side and rear under-run protection

SPECIFICATIONS - Technical



1. GVM in conformity with registration documents
2. GCM in conformity with registration documents
3. Axle load with standard tyre size
4. Chassis and Cab Weight calculated with: Standard specification items and empty fuel tank. With Sleeper Cab; + 105 kg at front
5. Cab height is measured from frame member to closed cabin roof hatch. With air intake on cab roof: +0.14m
6. CB is based on standard air intake and/ or exhaust.
7. Calculate customer specific bodylength with TOPEC.
8. Unladen height at centre of driven axle(s)
9. Laden height at centre of driven axle(s)
10. TK = turning circle between kerbs (For comparison purposes only).
11. TW = turning circle between walls (For comparison purposes only).
12. Unladen height at centre of front axle(s).
13. Laden height at centre of front axle(s).

	Wheelbase - AE		Unladen weight ⁴⁾			Gross Carrying Capacity			Variable dimensions								
	WB	AE ⁵⁾	Front	Rear	Total	Front	Rear	Total	AC	CB ⁶⁾	CH ³⁾	BL ⁷⁾	TL	HA ⁸⁾	HA ⁹⁾	TK ¹⁰⁾	TW ¹¹⁾
DAY	4.20	1.98	4295	2235	6530	2205	8665	10870	0.39	0.24	1.86	5.60	7.73	0.99	0.97	14.36	15.82
	5.10	2.30	4295	2490	6785	2205	8410	10615	0.39	0.24	1.81	6.77	8.78	0.99	0.97		
	5.40	2.40	4315	2525	6840	2185	8375	10560	0.39	0.24	1.81	7.17	9.18	0.99	0.97		
	5.70	2.30	4325	2385	6710	2175	8515	10690	0.39	0.24	1.86	8.00	9.38	0.99	0.97	18.27	19.78
	6.10	2.25	4330	2400	6720	2170	8500	10670	0.39	0.24	1.86	8.60	9.73	0.99	0.97	19.32	20.84
	6.90	2.30	4410	2590	7000	2090	8310	10400	0.39	0.24	1.86	9.90	10.58	0.99	0.97	21.41	22.96
SLEEPER	4.20	1.95	4490	1835	6325	2010	8665	10675	0.82	0.24	1.86	4.90	7.38	0.99	0.97	14.36	15.82
	5.40	2.40	4415	2525	6940	2085	8375	10460	0.82	0.24	1.81	6.74	9.18	0.99	0.97		
	5.10	2.30	4395	2490	6885	2105	8410	10515	0.82	0.24	1.81	6.34	8.78	0.99	0.97		
	5.70	2.30	4520	1985	6505	1980	8515	10495	0.82	0.24	1.86	7.20	9.38	0.99	0.97	18.27	19.78
	6.10	2.25	4525	2000	6525	1975	8500	10475	0.82	0.24	1.86	7.90	9.73	0.99	0.97	19.32	20.84
	6.90	2.30	4605	2190	6795	1895	8310	10205	0.82	0.24	1.86	9.20	10.58	0.99	0.97	21.41	22.96

Other dimensions	VA: 1.38	HV ¹²⁾ : 0.98	HV ¹³⁾ : 0.94	RB: 0.79	SB: 1.82	TB: 2.44
-------------------------	----------	--------------------------	--------------------------	----------	----------	----------

WARRANTY

NON-DRIVELINE

- 12 months / unlimited kms

DRIVELINE

- 36 months / 500,000 kms*

* Whichever occurs first

For full warranty details, please contact your local DAF dealer.